

QY30K5-I 汽车起重机 30K5-I
TRUCK CRANE



徐工 K系列II010

性能全覆盖领先：主臂全长40.4米，中长臂性能领先5%，爬坡度40%，路面适应性高。
All performances are in the lead; the length of fully extended main boom is 40.4m, and grade ability is 40%, higher road possibility. The capacity of mid-extended boom is 5% over the same-class products made by other manufacturers.

独有的八边形起重臂，插入式臂头，吊重受力更均衡，吊重更平顺。
Particular octagonal-shaped boom and plug-in boom head makes the tension applied to the boom more equilibrant and smooth.

专有伸缩技术防止误操作，臂架伸缩更安全、更可靠。

Exclusive telescoping technology prevents occurrence by mis-operation, and therefore operation safety is improved.

八项专利优化操作系统，起升、回转、变幅轻松可靠。

Eight patented technologies and optimized operating system contribute to easy and reliable operations of lifting, slewing and elevating.

六大专有工艺技术提供品质保障，产品保值率高。

Six specialized processing techniques supply insurance for product quality.

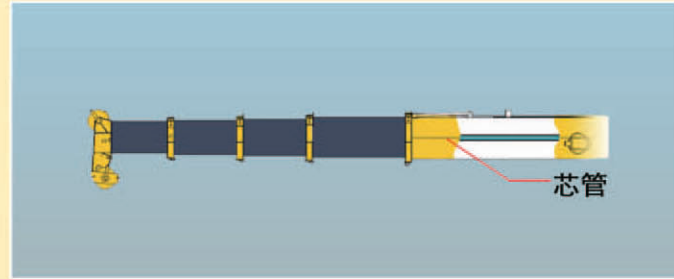
担大任 行大道 成大器



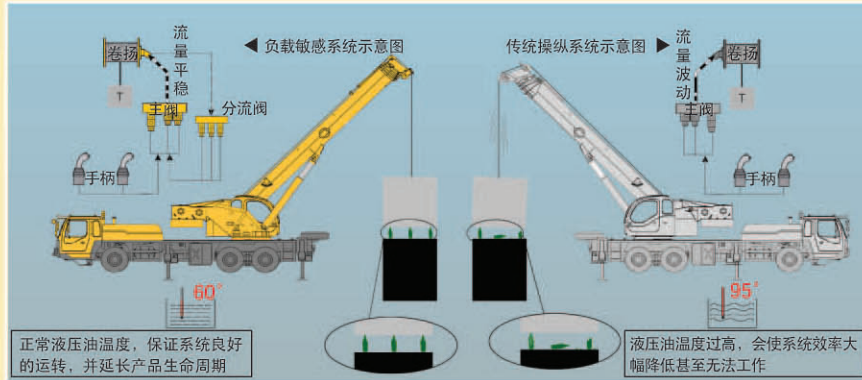
QY30K5-I 亮点优势展示



创新吊臂系统，采用嵌入式滑块、插入式臂头专利技术与八边形截面吊臂，吊重性能卓越，吊重工作安全可靠。
Innovated boom system with inserted sliders, plug-in boom head of patented technology and octagonal-shaped boom cross section makes excellent lifting capacity, safe and reliable lifting operations.



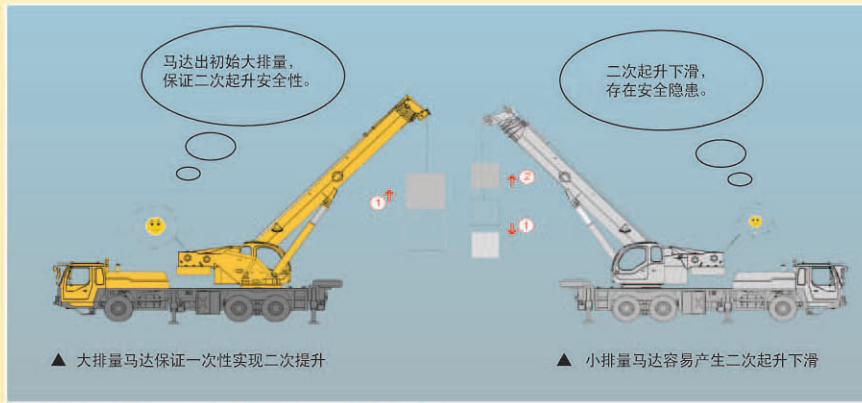
专有伸缩技术，避免因误操作引起的芯管弯曲、油缸弯曲、臂架折断情况的出现，提高操作安全性。
Exclusive telescoping technology prevents occurrence of core pipe bending, oil cylinder bending and boom breaking caused by mis-operation, and therefore operation safety is improved.



八项专利技术，保证起升、回转、变幅机构动作的平顺性、高效性与节能性。
Eight patented technologies ensure the smooth movement, high efficiency & economy of lifting, slewing and elevating mechanisms.



力矩限制器采用彩色液晶显示器，实现故障诊断智能化，精度领先于同行业。
Load moment limiter with color LCD realizes intelligent trouble diagnostic, and its precision leads in the same-class products in the industry.



选用大扭矩起点点新型液压马达，二次起升作业更安全。
New hydraulic motor with larger original torque makes greater safe second-lifting operation.



人性化设计的驾驶室与操纵室，空间更大，操作灵活简便。
Ergonomic design cabs for driver and operator are spacious enough for flexible and convenient operations.



六大专有工艺制造技术，确保高品质产出。
Six specialized processing techniques ensure high quality production.



扩展了起重作业的空间和范围，极大提升了前方区的起重能力。
Expanded lifting space and range increase greatly the lifting capacity over front.

技术参数 TECHNICAL SPECIFICATIONS

QY30K5-I

尺寸参数 Dimensions	Unit	
整体全长 Overall length	mm	12570
整机全宽 Overall width	mm	2500
整机全高 Overall height	mm	3390
重量参数 Weight		
行驶状态整机质量 Dead weight in travel state	kg	32400
前轴轴荷 Front axle load	kg	7000
后轴轴荷 Rear axle load	kg	25400
动力参数 Power		
发动机型号 Engine model		SC8DK280Q3 WD615.329
发动机额定功率 Engine rated output	kW/(r/min)	206/2200 213/2200
发动机额定扭矩 Engine rated torque	N.m/(r/min)	1112/1400 1160/1400
行驶参数 Travel		
最高行驶速度 Max.travel speed	km/h	80
最小转弯直径 Min.turning diameter	m	22
最小离地间隙 Min.ground clearance	mm	291
接近角 Approach angle	°	19
离去角 Departure angle	°	13
最大爬坡能力 Max.gradeability	%	40
百公里油耗 Fuel consumption of per 100km	L	40
主要性能参数 Lifting performance		
最大额定总起重量 Max.total rated lifting load	t	30
最小额定幅度 Min.rated working radius	mm	3000
转台尾部回转半径 Turning radius at swing table tail	m	3065
最大起重力矩 Max.load moment	kN.m	1025
基本臂 Base boom	m	10.6
最长主臂 Fully-extended boom	m	40.4
最长主臂+副臂 Full-extended boom+Jib	m	48.7
支腿纵向距离 Outrigger longitudinal distance span	m	5.85
支腿横向距离 Outrigger lateral distance span	m	6
工作速度参数 Working speed		
起重臂变幅时间 Boom elevating time	s	68
起重臂全伸时间 Boom full extending time	s	150
最大回转速度 Max.slewing speed	r/min	2.5
主起升机构最大速度(单绳)(空载) Main winch max.speed(single line)(No load)	m/min	120
副起升机构最大速度(单绳)(空载) Auxiliary winch max.speed(single line)(No load)	m/min	120

QY30K5-I 主臂起重性能表 Total rated lifting load for boom

全伸水平支腿, 侧方、后方作业
Full-extend outrigger, boom at the side or the rear

工作幅度 Working radius (m)	基本臂 Base boom 10.6m	中长臂 Mid-extend boom 14.33m	中长臂 Mid-extend boom 18.05m	中长臂 Mid-extend boom 23.64m	中长臂 Mid-extend boom 29.23m	中长臂 Mid-extend boom 34.81m	全伸臂 Full-extend boom 40.4m
	起重量 主臂仰角 起升高度	起重量 主臂仰角 起升高度	起重量 主臂仰角 起升高度	起重量 主臂仰角 起升高度	起重量 主臂仰角 起升高度	起重量 主臂仰角 起升高度	起重量 主臂仰角 起升高度
	Lifting Load Boom Angle Lifting Height	Lifting Load Boom Angle Lifting Height	Lifting Load Boom Angle Lifting Height	Lifting Load Boom Angle Lifting Height	Lifting Load Boom Angle Lifting Height	Lifting Load Boom Angle Lifting Height	Lifting Load Boom Angle Lifting Height
	(kg) (°) (m)	(kg) (°) (m)	(kg) (°) (m)	(kg) (°) (m)	(kg) (°) (m)	(kg) (°) (m)	(kg) (°) (m)
3.0	30000 68 10.7	25000 75 14.7					
3.5	28000 65 10.5	25000 73 14.6					
4.0	25300 62 10.2	25000 70 14.4	20000 75 18.3				
4.5	23000 59 9.9	24200 68 14.2	18600 73 18.2	15600 78 24.0			
5.0	20500 56 9.6	22300 66 13.9	17300 72 18.0	14700 77 23.9			
5.5	18000 52 9.2	20700 64 13.7	15900 70 17.8	13800 75 23.7	11700 79 29.5		
6.0	16500 49 8.7	18700 61 13.4	14800 68 17.6	12800 74 23.6	11100 78 29.4		
6.5	14000 45 8.2	16800 59 13.1	13900 66 17.3	12100 73 23.4	10500 77 29.3		
7.0	13500 41 7.6	14700 57 12.7	13000 65 17.1	11300 72 23.2	9900 76 29.1	8400 79 34.9	
8.0	11000 30 6.0	11700 52 11.9	11300 61 16.5	9900 69 22.8	9000 74 28.8	7800 77 34.6	6350 79 40.4
9.0		9500 46 11.0	9400 57 15.9	8900 66 22.3	8200 72 28.4	7200 75 34.3	6150 78 40.2
10.0		7800 40 9.8	7700 53 15.1	8100 64 21.8	7400 70 28.0	6600 74 34.0	5740 77 39.9
11.0		6500 33 8.3	6400 49 14.2	7100 61 21.2	6780 67 27.6	6050 72 33.7	5330 75 39.6
12.0			5400 44 13.2	6000 58 20.6	6200 65 27.1	5600 70 33.3	4950 74 39.3
13.0			4500 39 12.0	5200 55 19.9	5550 63 26.6	5200 68 32.8	4700 72 38.9
14.0			3800 34 10.5	4500 52 19.0	4850 61 26.0	4800 66 32.3	4350 71 38.5
15.0				3900 48 18.1	4300 58 25.3	4450 65 31.8	4200 69 38.1
16.0				3300 45 17.1	3700 56 24.6	3850 63 31.3	3850 67 37.6
18.0				2500 37 14.6	2900 51 23.0	3100 59 30.0	3230 64 36.6
20.0					2200 45 21.0	2450 55 28.6	2600 61 35.4
22.0					1700 39 18.6	1900 50 26.9	2100 58 34.1
24.0					1200 32 15.6	1500 46 24.9	1700 54 32.5
26.0						1100 41 22.6	1300 50 30.8
28.0						800 35 19.8	1000 46 28.8
30.0							730 42 26.5
32.0							520 37 23.9
倍率 Parts of line	10	8	6	5	4	3	3

QY30K5-I 主臂起重性能表 Total rated lifting load for boom

半伸水平支腿: 不支第五支腿, 侧方、后方作业; 支好第五支腿, 360° 全回转作业
Half-extend outrigger, without the 5th outrigger, boom at the side or the rear, or with the 5th outrigger. 360° swing

工作幅度 Working radius (m)	基本臂 Base boom 10.6m	中长臂 Mid-extend boom 14.33m	中长臂 Mid-extend boom 18.05m	中长臂 Mid-extend boom 23.64m	中长臂 Mid-extend boom 29.23m	中长臂 Mid-extend boom 34.81m	全伸臂 Full-extend boom 40.4m
	起重量 主臂仰角 起升高度	起重量 主臂仰角 起升高度	起重量 主臂仰角 起升高度	起重量 主臂仰角 起升高度	起重量 主臂仰角 起升高度	起重量 主臂仰角 起升高度	起重量 主臂仰角 起升高度
	Lifting Load Boom Angle Lifting Height	Lifting Load Boom Angle Lifting Height	Lifting Load Boom Angle Lifting Height	Lifting Load Boom Angle Lifting Height	Lifting Load Boom Angle Lifting Height	Lifting Load Boom Angle Lifting Height	Lifting Load Boom Angle Lifting Height
	(kg) (°) (m)	(kg) (°) (m)	(kg) (°) (m)	(kg) (°) (m)	(kg) (°) (m)	(kg) (°) (m)	(kg) (°) (m)
3.0	30000 68 10.7	25000 75 14.7					
3.5	28000 65 10.5	25000 73 14.6					
4.0	25300 62 10.2	25000 70 14.4	20000 75 18.3				
4.5	23000 59 9.9	24200 68 14.2	18600 73 18.2	15600 78 24.0			
5.0	20500 56 9.6	22300 66 13.9	17300 72 18.0	14700 77 23.9			
5.5	18000 52 9.2	19200 64 13.7	15900 70 17.8	13800 75 23.7	11700 79 29.5		
6.0	16000 49 8.7	16000 61 13.4	14800 68 17.6	12800 74 23.6	11100 78 29.4		
6.5	13800 45 8.2	13600 59 13.1	13500 66 17.3	12100 73 23.4	10500 77 29.3		
7.0	11900 41 7.6	11800 57 12.7	11600 65 17.1	11300 72 23.2	9900 76 29.1	8400 79 34.9	
8.0	9200 30 6.0	9000 52 11.9	8900 61 16.5	9800 69 22.8	9150 74 28.8	7800 77 34.6	6350 79 40.4
9.0		7100 46 11.0	7000 57 15.9	7800 66 22.3	8300 72 28.4	7200 75 34.3	6150 78 40.2
10.0		5700 40 9.8	5500 53 15.1	6300 64 21.8	6800 70 28.0	6600 74 34.0	5740 77 39.9
11.0		4600 33 8.3	4500 49 14.2	5200 61 21.2	5700 67 27.6	5900 72 33.7	5330 75 39.6
12.0			3600 44 13.2	4300 58 20.6	4800 65 27.1	5000 70 33.3	4950 74 39.3
13.0			2900 39 12.0	3600 55 19.9	4000 63 26.6	4300 68 32.8	4500 72 38.9
14.0			2300 34 10.5	3000 52 19.0	3400 61 26.0	3700 66 32.3	3900 71 38.5
15.0				2500 48 18.1	2900 58 25.3	3200 65 31.8	3400 69 38.1
16.0				2100 45 17.1	2500 56 24.6	2700 63 31.3	2900 67 37.6
18.0				1400 37 14.6	1800 51 23.0	2000 59 30.0	2200 64 36.6
20.0					1300 45 21.0	1500 55 28.6	1700 61 35.4
22.0					800 39 18.6	1100 50 26.9	1200 58 34.1
24.0					500 32 15.6	700 46 24.9	900 54 32.5
26.0						400 41 22.6	600 50 30.8
28.0							400 46 28.8
30.0							
32.0							
倍率 Parts of line	10	8	6	5	4	3	3

QY30K5-I 副臂起重性能表 Total rated lifting load for jib

全伸水平支腿, 不支第五支腿, 侧方、后方作业; 全伸水平支腿, 支好第五支腿, 360° 全回转作业
Full-extend outrigger, without the 5th outrigger, boom at the side or the rear, or with the 5th outrigger. 360° swing

主臂仰角 Boom angle (°)	主臂长度 Boom 40.4m, 副臂长度 Jib 8.3m									
	副臂安装角 Jib offset 0°			副臂安装角 Jib offset 15°			副臂安装角 Jib offset 30°			
起重量 Lifting load (kg)	工作幅度 Working radius (m)	起升高度 Lifting height (m)	起重量 Lifting load (kg)	工作幅度 Working radius (m)	起升高度 Lifting height (m)	起重量 Lifting load (kg)	工作幅度 Working radius (m)	起升高度 Lifting height (m)	起重量 Lifting load (kg)	
78	2800	11.3	47.7	2500	13.1	47.1	1900	14.6	46.0	
75	2800	13.8	46.9	2400	15.5	46.1	1750	17.0	45.0	
72	2750	16.2	45.9	2200	17.9	45.1	1700	19.3	43.9	
70	2650	17.8	45.2	2100	19.4	44.3	1600	20.8	43.0	
65	2150	21.6	43.2	1800	23.2	42.2	1500	24.4	40.8	
60	1800	25.2	40.9	1600	26.7	39.7	1400	27.9	38.2	
55	1200	28.7	38.2	1140	30.1	37.0	1050	31.1	35.4	
50	800	31.9	35.3	750	33.2	33.9	700	34.1	32.3	
40	280	37.6	28.7	260	38.6	27.2	250	39.2	25.4	
		吊钩重量 Weight of hook block 55kg								

QY30K5-I 副臂起重性能表 Total rated lifting load for jib

半伸水平支腿: 不支第五支腿, 侧方、后方作业; 支好第五支腿, 360° 全回转作业
Half-extend outrigger, without the 5th outrigger, boom at the side or the rear, or with the 5th outrigger. 360° swing

主臂仰角 Boom angle (°)	主臂长度 Boom 40.4m, 副臂长度 Jib 8.3m									
	副臂安装角 Jib offset 0°			副臂安装角 Jib offset 15°			副臂安装角 Jib offset 30°			
起重量 Lifting load (kg)	工作幅度 Working radius (m)	起升高度 Lifting height (m)	起重量 Lifting load (kg)	工作幅度 Working radius (m)	起升高度 Lifting height (m)	起重量 Lifting load (kg)	工作幅度 Working radius (m)	起升高度 Lifting height (m)	起重量 Lifting load (kg)	
78	2800	11.3	47.7	2500	13.1	47.1	1900	14.6	46	
75	2800	13.8	46.9	2400	15.5	46.1	1750	17.0	45	
72	2750	16.2	45.9	2200	17.9	45.1	1700	19.3	43.9	
70	2550	17.8	45.2	2100	19.4	44.3	1600	20.8	43	
65	1470	21.6	43.2	1320	23.2	42.2	1220	24.4	40.8	
60	790	25.2	40.9	730	26.7	39.7	680	27.9	38.2	
55	350	28.7	38.2	320	30.1	37.0	300	31.1	35.4	
		吊钩重量 Weight of hook block 55kg								



Machmall.com is an electromechanical product platform officially launched by XCMG, aiming to provide global customers with a complete set of high-quality construction machinery solutions and supporting equipment.

Xuzhou Construction Machinery Group Co., Ltd. (XCMG Group), founded in 1943, is the fourth largest worldwide construction machinery manufacturer and the largest in China with products covering 183 countries and regions.

XCMG have 12 complete solutions: Crane lifting, Mining Construction, Earth-moving Solutions, Road Machinery, Concrete Equipment, Tunnel and Underground Space Construction, Mobile Elevating Work Platform (MEWP), Piling and Non-excavation Equipment, Transportation Equipment, Environmental Sanitation Equipment, Firefighting, Safety and Emergency Rescue

徐工徐工，助您成功

— XCMG for your success —

